


Unveiling the Timeless Elegance of Chevron Afghan Vintage Crochet Pattern

A Tapestry of History and Nostalgia



The Chevron Afghan Vintage Crochet Pattern is a timeless treasure that has been passed down through generations, carrying with it a rich tapestry

of history and nostalgia. Its origins can be traced back to the Victorian era, where intricate crocheted afghans adorned homes and became cherished heirlooms. The chevron pattern, with its distinctive zigzag design, was particularly popular during this period, adding a touch of elegance and visual interest to any space.



Chevron Afghan Vintage Crochet Pattern by Susan Palmer

★★★★☆ 4.8 out of 5

Language : English
File size : 218 KB
Text-to-Speech : Enabled
Screen Reader : Supported
Enhanced typesetting : Enabled
Print length : 6 pages
Lending : Enabled



Mastering the Art of Chevron Crochet

Embarking on the creation of a Chevron Afghan Vintage Crochet Pattern requires both skill and patience. The pattern involves a combination of basic crochet stitches, such as single crochet, double crochet, and slip stitch, which are arranged in a specific sequence to create the chevron design.

Before diving into the pattern, it's essential to have a solid foundation in the basics of crochet. This includes understanding how to hold the hook and yarn, make different stitches, and join and fasten off. Once you're comfortable with these fundamentals, you can confidently tackle the Chevron Afghan Vintage Crochet Pattern.

Decoding the Chevron Afghan Vintage Crochet Pattern

The Chevron Afghan Vintage Crochet Pattern typically consists of a written pattern and a chart. The written pattern provides detailed instructions on each row, specifying the type of stitch, the number of stitches, and any additional techniques used.

The chart, on the other hand, is a visual representation of the pattern, showing the arrangement of the stitches and the chevron design. It can be helpful for visualizing the overall pattern and tracking your progress.

To begin crocheting the Chevron Afghan Vintage Pattern, you'll need to start with a foundation chain. The length of the chain will determine the width of your afghan. Once you have the foundation chain, you'll work in rows, following the instructions in the pattern or chart. Each row will consist of a combination of stitches, creating the distinctive chevron pattern.

Color Combinations and Personalization



The Chevron Afghan Vintage Crochet Pattern is a versatile canvas for expressing your creativity. You can choose a single color or experiment with different color combinations to create a unique and personalized afghan. Consider using contrasting colors to accentuate the chevron design or opting for a subtle ombre effect by gradually transitioning between shades.

In addition to color, you can also personalize your afghan by adding embellishments such as tassels, fringe, or pom-poms. These details can add a touch of whimsy and charm to your handmade creation.

Preserving a Timeless Treasure

Once you've completed your Chevron Afghan Vintage Crochet Pattern, it's important to take steps to preserve its beauty and longevity. Here are a few tips for caring for your crocheted afghan:

- **Hand wash or dry clean:** This will help prevent the afghan from stretching or shrinking.
- **Use a mild detergent:** Harsh detergents can damage the fibers of the yarn.
- **Lay flat to dry:** Do not hang the afghan to dry, as this can cause it to lose its shape.
- **Store in a cool, dry place:** Avoid exposing the afghan to direct sunlight or heat, which can fade the colors.

The Chevron Afghan Vintage Crochet Pattern is a testament to the enduring beauty and craftsmanship of crochet. Whether you're a seasoned crocheter or just starting your journey, this pattern offers an opportunity to create a timeless heirloom that will be treasured for generations to come. Embrace the intricate artistry, immerse yourself in the nostalgic charm, and bring the elegance of the Chevron Afghan Vintage Crochet Pattern into your home.

Chevron Afghan Vintage Crochet Pattern by Susan Palmer


★★★★☆ 4.8 out of 5

Language

: English




File size : 218 KB
Text-to-Speech : Enabled
Screen Reader : Supported
Enhanced typesetting : Enabled
Print length : 6 pages
Lending : Enabled



Learning Italian In Your Car Has Never Been Easier: Have Fun With Crazy!

Crazy's immersive audio courses are designed to transport you to the heart of Italian culture. Experience the vibrant streets of Rome, the charming canals of Venice, and...



Behold the Enchanting World of "Such Beautiful Things to Behold": A Literary Journey into Art, Love, and Loss

In the realm of literature, where words paint vivid tapestries of human emotion, Anne Tyler's "Such Beautiful Things to Behold" emerges as a...