


How to Draw Elementary Celtic Knots: A Journey of Mind Development with Krasi Wasilev

Step into the enchanting realm of Celtic knots, where ancient wisdom intertwines with artistic expression. These intricate and beautiful symbols have captivated minds for centuries, symbolizing interconnectedness, eternity, and the cyclical nature of life. Drawing Celtic knots is not only a rewarding creative pursuit but also a powerful tool for mind development.

In this comprehensive guide, we delve into the world of Celtic knot drawing with renowned artist Krasi Wasilev. Through his expert guidance, we will embark on a step-by-step journey, unraveling the secrets of these ancient patterns. As we progress, we will discover how drawing Celtic knots can enhance our cognitive abilities, cultivate mindfulness, and unlock our creative potential.



How To Draw Elementary Celtic Knots1 (Mind development drawing with Krasi Wasilev) by Susan Palmer

★★★★☆ 4.3 out of 5

Language : English

File size : 3667 KB

Screen Reader : Supported

Print length : 16 pages

Lending : Enabled



Understanding Celtic Knots

Celtic knots, also known as endless knots, are ancient geometric designs that originated in the Celtic cultures of Europe. They are characterized by their intricate interlacing patterns, which often form continuous loops without visible beginnings or ends. These knots symbolize the interconnectedness of all things, the cyclical nature of existence, and the eternal bonds that unite us.

Drawing Celtic knots requires a combination of precision, patience, and a deep understanding of geometry. The intricate patterns are formed by weaving and intertwining straight lines and curves, creating mesmerizing effects that can captivate the eye and engage the mind.

Getting Started: Materials and Techniques

To embark on your Celtic knot drawing journey, you will need the following materials:

- Paper
- Pencil or pen
- Ruler or compass (optional)

Begin by practicing the basic strokes and patterns that form the foundation of Celtic knots. These include straight lines, curves, and interlacing loops. Once you have mastered these basic elements, you can start combining them to create more complex designs.

As you draw, focus on maintaining a steady hand and paying close attention to the proportions and angles of the lines. Experiment with

different thicknesses and variations of the basic strokes to add depth and character to your knots.

Step-by-Step Guide to Drawing Elementary Celtic Knots

Let's now explore three elementary Celtic knots that are perfect for beginners:

1. Trinity Knot

1. Start by drawing a circle.
2. Divide the circle into three equal parts by drawing two perpendicular diameters.
3. Draw a small circle in the center of the large circle.
4. Connect the center circle to the intersections of the diameters.
5. Continue interlacing the lines to create the knot pattern.

2. Solomon's Knot

1. Draw two intersecting circles.
2. Divide each circle into four equal parts by drawing two perpendicular diameters.
3. Draw a small circle in the center of each large circle.
4. Connect the center circles to the intersection points of the diameters, creating four loops.
5. Interlace the loops to form the knot pattern.

3. Endless Knot

1. Draw a circle.
2. Draw two intersecting lines that pass through the center of the circle.
3. Interlace the lines to create a figure-eight pattern.
4. Repeat steps 2 and 3 to create additional figure-eight patterns.
5. Continue interlacing the lines to form the endless knot.

Benefits of Drawing Celtic Knots for Mind Development

Drawing Celtic knots is not just a creative activity; it also offers numerous benefits for mind development:

1. Enhanced Cognitive Abilities

The intricate patterns and geometric precision required in drawing Celtic knots challenge our cognitive abilities. By engaging in this activity, we strengthen our attention to detail, visual-spatial reasoning, and problem-solving skills.

2. Cultivated Mindfulness


The repetitive and meditative nature of drawing Celtic knots promotes mindfulness and focus. As we concentrate on each stroke and line, we quiet our minds and cultivate a sense of presence in the present moment.

3. Unleashed Creativity

Drawing Celtic knots allows us to explore our creativity and express ourselves through art. The endless possibilities of knot designs encourage experimentation and the development of our unique artistic style.

Embracing the art of drawing Celtic knots is an enriching journey that combines creativity with mind development. Through the step-by-step guidance of Krasi Wasilev, we have explored the intricacies of these ancient symbols, gaining insights into their history, patterns, and profound meanings.

As you continue your Celtic knot drawing practice, remember that patience, precision, and a curious mind are your most valuable tools. With each knot you create, you not only develop your artistic skills but also cultivate your cognitive abilities, mindfulness, and creativity. So let your mind be guided by the ancient wisdom of Celtic knots, and embark on a transformative artistic adventure that will unlock the boundless potential of your mind.



How To Draw Elementary Celtic Knots1 (Mind development drawing with Krasi Wasilev) by Susan Palmer

★ ★ ★ ★ ☆ 4.3 out of 5

Language : English

File size : 3667 KB

Screen Reader: Supported


Print length : 16 pages

Lending : Enabled

FREE


DOWNLOAD E-BOOK





Learning Italian In Your Car Has Never Been Easier: Have Fun With Crazy!

Crazy's immersive audio courses are designed to transport you to the heart of Italian culture. Experience the vibrant streets of Rome, the charming canals of Venice, and...



Behold the Enchanting World of "Such Beautiful Things to Behold": A Literary Journey into Art, Love, and Loss

In the realm of literature, where words paint vivid tapestries of human emotion, Anne Tyler's "Such Beautiful Things to Behold" emerges as a...