


A Comprehensive Guide to Planning and Delivering Lessons That Leave a Lasting Impression



Teaching Sociology Successfully: A Practical Guide to Planning and Delivering Outstanding Lessons

by Andrew B. Jones

★★★★☆ 4.8 out of 5

Language : English
File size : 6757 KB
Text-to-Speech : Enabled
Enhanced typesetting : Enabled
Word Wise : Enabled
Print length : 203 pages
Screen Reader : Supported



As an educator, your primary mission is to ignite the spark of knowledge within your students, inspiring them to reach their full potential. The cornerstone of this noble endeavor lies in meticulously planning and delivering lessons that resonate with their hearts and minds, leaving an enduring impact on their academic journey.

This comprehensive guide delves into the intricacies of lesson planning and delivery, providing you with a step-by-step roadmap to create lessons that are not only informative but also engaging, interactive, and tailored to the unique needs of your students. By incorporating these best practices, you will transform your classroom into a vibrant hub of learning, where students are empowered to explore, discover, and grow.

1. Embark on a Journey of Lesson Planning

The foundation of an impactful lesson lies in meticulous planning. This stage sets the direction for your teaching and provides a clear roadmap for engaging your students. Here's a step-by-step approach to effective lesson planning:

a) Define Clear Learning Objectives

Clarity is paramount in lesson planning. Before stepping into the classroom, establish specific, measurable, and achievable learning objectives that align with the curriculum and address the needs of your students. These objectives should serve as the guiding compass for your lesson, ensuring that students grasp the intended knowledge, skills, and attitudes.

b) Choose Engaging Content and Activities

Content selection plays a critical role in capturing students' attention and fostering their curiosity. Carefully curate content that is relevant, interesting, and appropriate for the age and learning level of your students.

Supplement your lessons with a variety of interactive activities that stimulate different learning styles and promote active participation.

c) Design a Logical Lesson Structure

Structure your lesson in a logical and sequential manner. Begin with an engaging hook to grab students' attention and set the stage for learning. Introduce new concepts gradually, providing ample opportunities for practice and reinforcement. Conclude with a meaningful summary and assessment to solidify understanding.

d) Incorporate Differentiation Strategies

Every student is unique in their learning needs and preferences. To ensure inclusivity and cater to diverse learning styles, incorporate differentiation strategies into your lesson plan. Provide alternative learning materials, adjust the pace and complexity of activities, and offer personalized support to meet the needs of all learners.

e) Utilize Technology Wisely

Technology can be a powerful tool to enhance student engagement and facilitate learning. Integrate technology seamlessly into your lesson plan by using interactive simulations, educational apps, or online resources. However, ensure that technology serves as a supplement to your teaching, not a replacement for face-to-face interactions.

2. The Art of Lesson Delivery: Engaging Your Students

Once your lesson plan is in place, it's time to bring it to life through captivating delivery. Here are some key strategies to engage your students and create a dynamic learning environment:

a) Establish a Positive and Respectful Classroom Culture

A positive and respectful classroom culture fosters a sense of belonging and encourages active participation. Establish clear rules and expectations, promote open communication, and create a welcoming atmosphere where students feel safe to ask questions and share their ideas.

b) Use a Variety of Teaching Methods

Engage students by incorporating a variety of teaching methods. Lectures, discussions, group projects, hands-on activities, and simulations cater to

different learning preferences and keep students actively involved in the learning process.

c) Encourage Active Participation

Foster a classroom environment where students are encouraged to participate actively. Ask open-ended questions, facilitate discussions, and incorporate activities that promote collaboration and peer learning. Active participation deepens understanding and develops critical thinking skills.

d) Use Visual Aids and Multisensory Learning

Stimulate multiple senses to enhance learning. Utilize visual aids such as charts, diagrams, and videos to support your explanations. Incorporate hands-on activities, simulations, and role-playing to engage students on a multisensory level.

e) Provide Timely Feedback


Regular feedback is essential for student growth. Provide specific and constructive feedback on assignments and activities. Timely feedback helps students identify areas for improvement and reinforces positive behaviors and learning.

3. Assess, Reflect, and Refine Your Teaching

Teaching is an ongoing process of improvement. Regularly assess your lessons, gather feedback from students, and reflect on your teaching practices. Identify areas for improvement and adjust your lesson plans and delivery strategies accordingly. This cycle of assessment, reflection, and refinement ensures continuous growth and enhances the quality of your teaching.

By embracing the principles outlined in this comprehensive guide, you will become a master architect of unforgettable learning experiences. Your lessons will inspire students to explore their intellectual curiosity, develop a lifelong love of learning, and achieve their full academic potential. Remember, the impact of a great lesson extends far beyond the classroom, shaping the minds and destinies of your students for years to come.

Embark on this journey of pedagogical excellence, guided by the knowledge and strategies presented here. With dedication, creativity, and a passion for teaching, you will transform your classroom into a vibrant tapestry of learning, empowering your students to reach new heights and leaving an enduring legacy in their hearts and minds.



Teaching Sociology Successfully: A Practical Guide to Planning and Delivering Outstanding Lessons

by Andrew B. Jones


★★★★☆ 4.8 out of 5

Language : English
File size : 6757 KB
Text-to-Speech : Enabled
Enhanced typesetting : Enabled
Word Wise : Enabled
Print length : 203 pages
Screen Reader : Supported

FREE


DOWNLOAD E-BOOK





Learning Italian In Your Car Has Never Been Easier: Have Fun With Crazy!

Crazy's immersive audio courses are designed to transport you to the heart of Italian culture. Experience the vibrant streets of Rome, the charming canals of Venice, and...



Behold the Enchanting World of "Such Beautiful Things to Behold": A Literary Journey into Art, Love, and Loss

In the realm of literature, where words paint vivid tapestries of human emotion, Anne Tyler's "Such Beautiful Things to Behold" emerges as a...